Cerbo GX and GX Touch

www.victronenergy.com



Cerbo GX



Accessories included with the Cerbo GX



GX Touch (optional display for Cerbo GX and Cerbo-S GX)



GX Touch 50 & 70 protective plastic cover (not for the Flush model)

Cerbo GX: communication-centre

This communication centre provides perfect control over the system from anywhere, while maximising its performance. The system can be accessed via the Victron Remote Management (VRM) portal, or directly, using the optional GX Touch screen, a Multi Functional Display (MFD) or the VictronConnect app.

Cerbo GX MK2 and MK3

The Cerbo GX is available as Cerbo GX MK2 and the Cerbo GX MK3. Depending on the load, the MK3 is three to four times faster than the MK2, making it ideal for systems where maximum CPU performance is required, such as heavy Node RED automation, Signal K, and other applications, especially when combined with many other connected devices via VE.Direct and USB, PV inverters, or both.

GX Touch: display accessory

The optional GX Touch 50 and GX Touch 70 add a touch screen display to the Cerbo GX. The five inch and seven inch touch screens are available in two mounting styles: top/wall or flush mount. They provide an instant overview of system status and allow settings to be adjusted directly from the screen. Both waterproof displays are simple to install.

Monitoring, control and configuration via VRM

The Cerbo GX connects to the Victron Remote Monitoring (VRM) portal, bringing the complete installation online through any web browser or the VRM mobile app. Data is logged continuously, also when the internet connection is temporarily lost.

- **Monitoring and alerts**: follow the battery state of charge, power consumption and harvest from PV, generator and mains, and check tank levels and temperature measurements. Historical data remains available for analysis, and alarms are reported by email or push notification.
- **Remote control:** set the shore power input current limit, start and stop the generator, switch relays, adjust ESS settings, operate inverter/chargers and EV Charging Stations, and control connected smart switches such as Shelly or Safiery, all from the same switches and controls pane as on the device itself.
- **Remote maintenance:** follow up on alerts, run diagnostic checks and resolve problems remotely, firmware updates and VEConfigure changes included, so most maintenance no longer requires a site visit.
- **Remote Console:** full access to the Cerbo GX user interface over the internet, and locally over the LAN or the Cerbo GX WiFi access point when there is no internet connection on site.
- **VRM is free of charge:** for any number of installations, and needs no additional hardware, software or subscription: everything above is available as soon as the Cerbo GX is online.

Simple mounting and configuration

The Cerbo GX is easily mountable and can also be mounted on a DIN-Rail using the DIN35 adapter small, (not included). Its separate touchscreen can be bolted on a dashboard, eliminating the need to create perfect cut-outs (like with the Color Control GX). Connection is easy via just one cable, taking away the hassle of having to bring many wires to the dashboard. The Bluetooth feature enables a quick connection and configuration via our VictronConnect app.

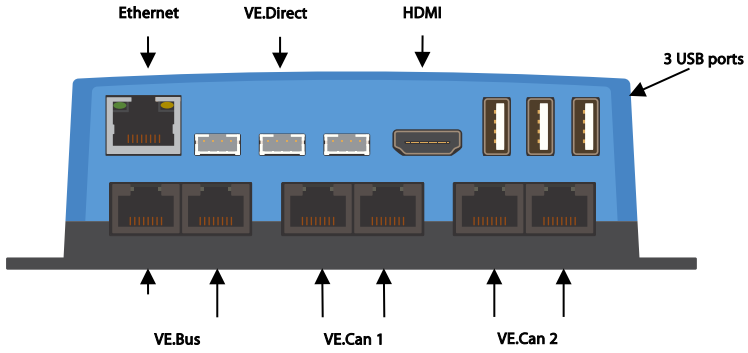





Victron Energy B.V. | De Paal 35 | 1351 JG Almere | The Netherlands
E-mail: sales@victronenergy.com | **www.victronenergy.com**



Accessories included with the GX Touch 50 / 70

Optional accessories for GX Touch 50 / 70 only





GX Touch adapter for CCGX cut-out
This adapter is designed to easily replace the CCGX display with the newer GX Touch 50 or the GX Touch 70. Contents of the packaging are the metal bracket, the plastic bezel, and four mounting screws.



Accessories included with the GX Touch 50 / 70 Flush



Temperature sensor for Quattro, MultiPlus and GX Device (such as the Cerbo GX)



DIN35 adapter small
DIN-Rail adapter to easily mount a device on a DIN-Rail. Suitable for the Cerbo GX.

	Cerbo GX MK2 BPP900450110 BPP900451100	Cerbo GX MK3 BPP900451130
Supply voltage	8 – 70 VDC	
Power draw without GX Touch	2.8 W @ 12 V	
Power draw with GX Touch	Backlight off: 3.8 W @ 12 V | Backlight at max: 4.8 W @ 12 V	
Mounting	Wall or DIN rail (35 mm) [2]	
Communication ports		
VE.Direct ports (always isolated)	3 (max. possible VE.Direct devices: 15) [3]	3 (max. possible VE.Direct devices: 25) [3]
VE.Bus (always isolated)	2 paralleled RJ45 sockets	
VE.Can	Yes VE.Can 1 isolated VE.Can 2 non-isolated	
BMS-Can port	Yes – see VE.Can	
Bluetooth	Yes [4]	
Ethernet	10/100 RJ45 socket - isolated except shield	
WiFi	Built-in	
USB	3 USB Host ports	
IO		
Resistive tank level inputs	4	
Temperature sense inputs	4	
Digital Inputs	4	
Relays[5]	2 x NO/NC | DC up to 30 VDC: 6 A | DC up to 70 VDC: 1 A | AC: 6 A, 125 VAC	
Other		
Outer dimensions (h x w x d)	78 x 154 x 48 mm	
Operating temperature range	-20 to +50 °C	
IP Rating	IP20	
Standards		
Safety	IEC 62368-1	
EMC	EN 301489-1, EN 301489-17	
Automotive	ECE R10-6	
	GX Touch 50 / GX Touch 70	GX Touch 50 Flush / GX Touch 70 Flush
Mounting	Top/wall mount with included mounting accessories	Flush mount or embossed (totally flush)
Protection cover	Included with every GX Touch from serial number HQ2242 Can also be purchased individually: Part # BPP900462050: GX Touch 50 protection cover Part # BPP900462070: GX Touch 70 protection cover	No
Display Resolution	GX Touch 50: 800 x 480 | GX Touch 70: 1024 x 600	
IP Rating	IP54 (without connectors)	IP65 (when installed with the included rubber gasket)
Outer dimensions (h x w x d)	GX Touch 50: 87 x 128 x 12.4 mm | GX Touch 70: 113 x 176 x 13.5 mm GX Touch 50 Flush: 94 x 136 x 12 mm | GX Touch 70 Flush: 120 x 184 x 13 mm	
Cable length	2 meter	

Notes

1. For more detailed information about the Cerbo GX and the GX Touch, please visit the Victron GX product range page at Victron live: www.victronenergy.com/live/venus-os:start
2. DIN rail mounting requires an additional accessory - DIN35 adapter small.
3. The listed maximum in above table is the total connected VE.Direct devices such as MPPT Solar Charge controllers. Total means all directly connected devices plus the devices connected over USB. The limit is mostly bound by CPU processing power. Note that there is also a limit to the other type of devices of which often multiple are connected: PV Inverters.
4. Bluetooth functionality is intended to be used to assist with initial connection and networking configuration. You cannot use Bluetooth to connect to other Victron products (e.g. SmartSolar charge controllers).
5. In Cerbo GX hardware there are two relays. Currently, Relay 1 can be used for programming as an alarm relay, generator start/stop, tank pump, temperature-controlled relay or manual operation. Relay 2 is available for programming as a temperature-controlled relay or manual operation in the Relay menu of the GX (requires firmware 2.80 or higher).

Victron Energy B.V. | De Paal 35 | 1351 JG Almere | The Netherlands
E-mail: sales@victronenergy.com | **www.victronenergy.com**